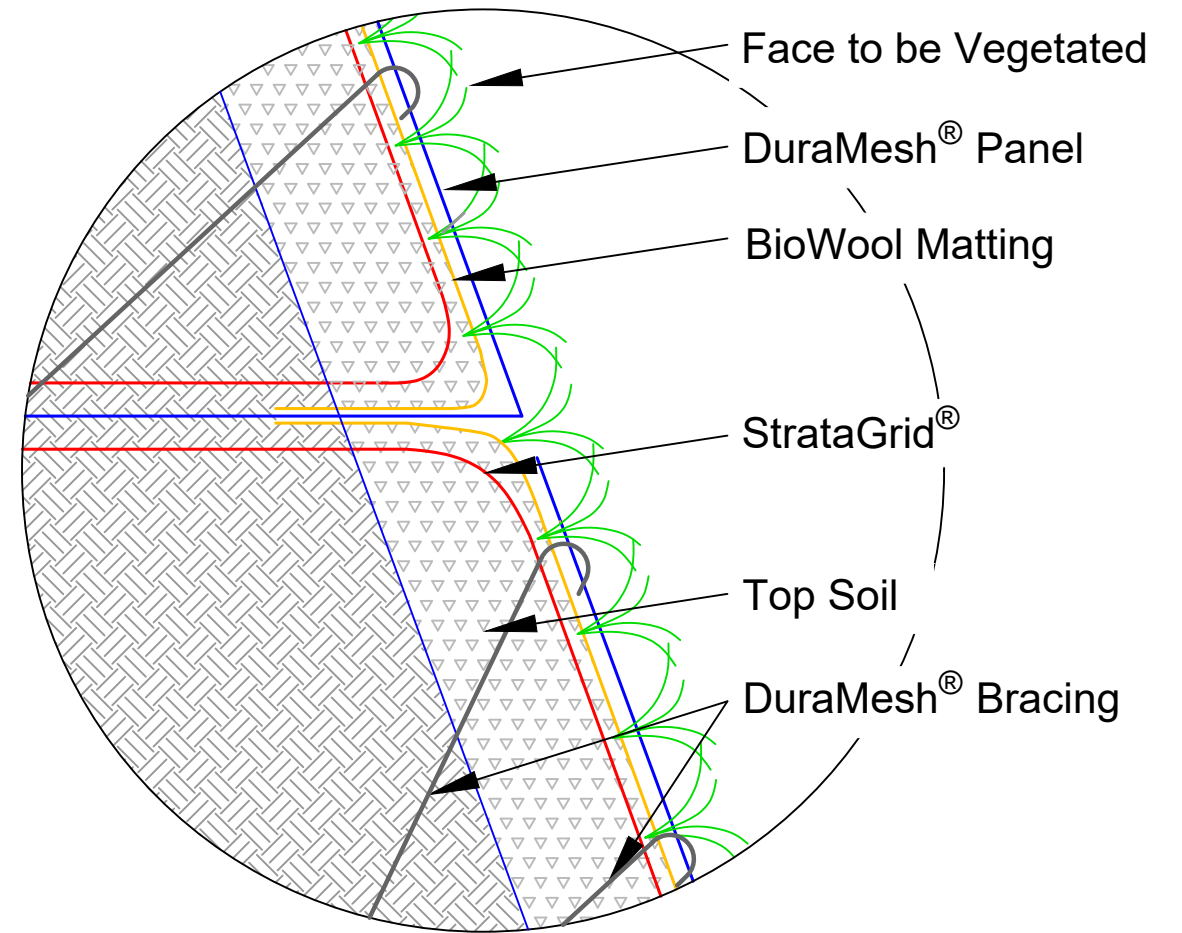


TYPICAL CROSS SECTION



DETAIL A: DURAMESH[®] FACING SYSTEM

NOTES:

1. GEOMETRIES AND GEOTECHNICAL DESIGN PARAMETERS SHALL BE APPROVED AND VERIFIED ON SITE PRIOR TO ANY CONSTRUCTION.
2. ALL WORKS SHALL BE CARRIED OUT IN ACCORDANCE WITH THE SPECIFICATIONS, METHOD STATEMENTS AND RECOMMENDATIONS OF CIRTEX[®] INDUSTRIES LTD AND THE PROJECT ENGINEER.
3. ALL LEVELS AND DIMENSIONS SHALL BE VERIFIED ON SITE PRIOR TO THE COMMENCEMENT OF ANY WORKS. ANY DISCREPANCIES SHALL IMMEDIATELY BE BROUGHT TO THE ATTENTION OF THE ENGINEERS.
4. REFER SEQUENCE OF WORK DOCUMENT FOR DETAILED INSTALLATION METHODOLOGY.
5. ALL DIMENSIONS ARE IN METRES UNLESS NOTED OTHERWISE.
6. CONCEPT DESIGN ONLY - NOT FOR CONSTRUCTION.



16 QUEEN STREET, KOPU, THAMES, 3578
 PHONE: 0800 247 839 • FAX: 07 868 3435
 WWW.CIRTEX.CO.NZ

DURAMESH[®] MSE WALL

TYPICAL CROSS SECTION (70°)

NEW ZEALAND

NOV 2017

CLIENT:

-

ENGINEER:

-

PROJECT DESIGN LEVEL:

TECHNICAL SUPPORT

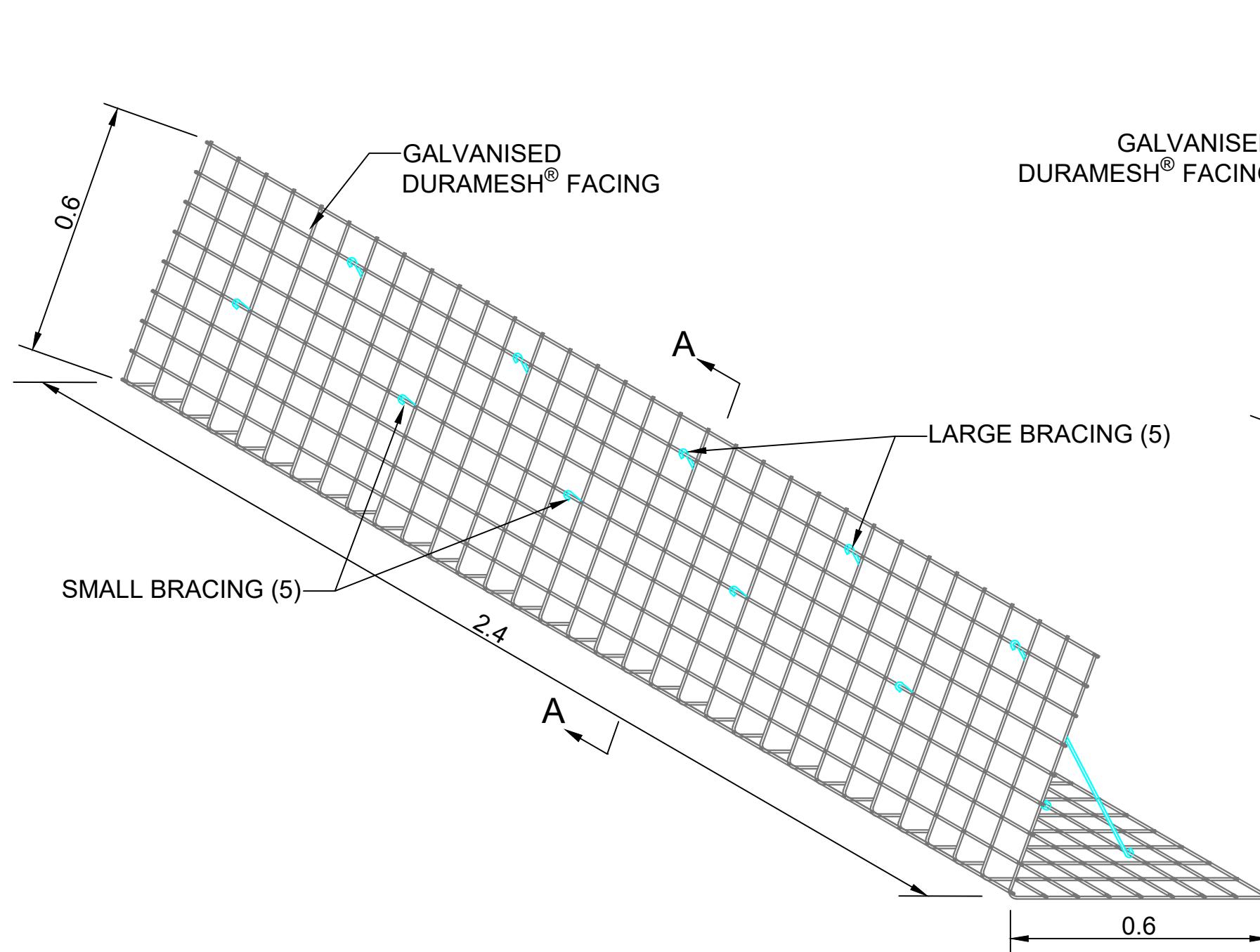
SCALE: NTS

PROJECT NO: /

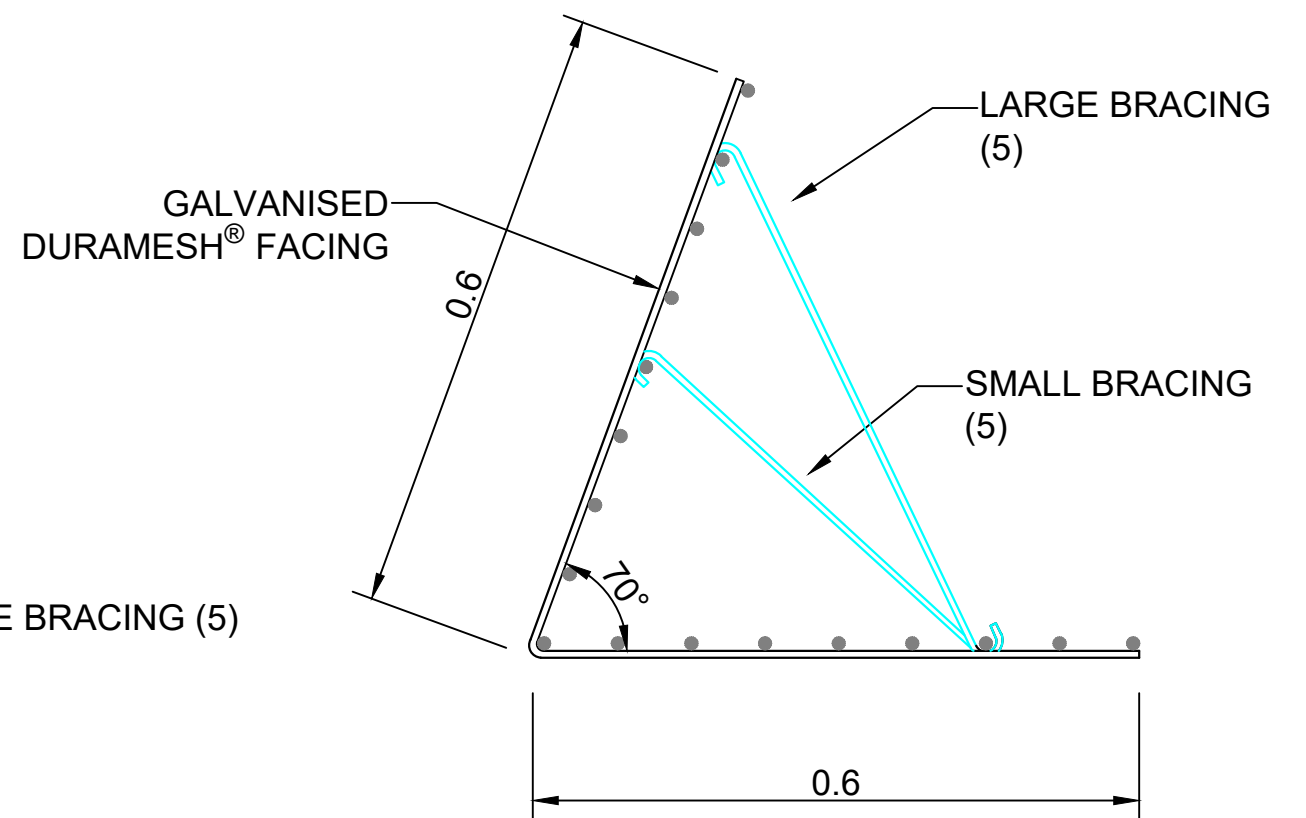
DRAWN BY: SHS

REVISED: -

DRAWING NO: DM-G-70



DURAMESH[®] PANEL OVERVIEW



SECTION A-A

NOTES:

1. GEOMETRIES AND GEOTECHNICAL DESIGN PARAMETERS SHALL BE APPROVED AND VERIFIED ON SITE PRIOR TO ANY CONSTRUCTION.
2. ALL WORKS SHALL BE CARRIED OUT IN ACCORDANCE WITH THE SPECIFICATIONS, METHOD STATEMENTS AND RECOMMENDATIONS OF CIRTEX INDUSTRIES LTD AND THE PROJECT ENGINEER.
3. ALL LEVELS AND DIMENSIONS SHALL BE VERIFIED ON SITE PRIOR TO THE COMMENCEMENT OF ANY WORKS. ANY DISCREPANCIES SHALL IMMEDIATELY BE BROUGHT TO THE ATTENTION OF THE ENGINEERS.
4. REFER SEQUENCE OF WORK DOCUMENT FOR DETAILED INSTALLATION METHODOLOGY.
5. ALL DIMENSIONS ARE IN METRES UNLESS NOTED OTHERWISE.
6. CONCEPT DESIGN ONLY - NOT FOR CONSTRUCTION.



16 QUEEN STREET, KOPU, THAMES, 3578
 PHONE: 0800 247 839 • FAX: 07 868 3435
 WWW.CIRTEX.CO.NZ

DURAMESH MSE WALL

DURAMESH FACING DETAIL (70°)

NEW ZEALAND

NOV 2017

CLIENT:

-

ENGINEER:

-

PROJECT DESIGN
LEVEL:

TECHNICAL SUPPORT

SCALE: NTS

PROJECT NO: /

DRAWN BY: SHS

REVISED: -

DRAWING NO: DM-P-70